

# Experiment and Operation of BEPC II Electron Gun System<sup>\*</sup>

LIU Bo GU Meng-Ping<sup>1)</sup> WANG Shu-Hong CHI Yun-Long YANG Xing-Wang  
TIAN Shuang-Min LIU Wei-Bin YE Qiang

(Institute of High Energy Physics, CAS, Beijing 100049, China)

**Abstract** The new electron gun system for the BEPC II was tested on the test bench in July, 2004, and has been put into operation since Nov. 2004. This article describes the experiment results and operation status of this new system. The design current of the gun is 10A for the pulse length of 1ns single bunch or two bunches with repetition rate of 50Hz. The gun is operated with a pulsed high voltage power supply which can provide up to 200kV high voltage. Some important correlation curves are obtained during the experiment. Two-bunch operation is available and some elementary tests have been performed. The measurement results including beam current and beam emittance show that the simulations performed during design stage are roughly consistent with the practice. The practical operation shows that the design and manufacture are basically successful.

**Key words** electron gun, operation, experiment, simulation

## 1 Introduction

The electron gun used for the BEPC is a conventional thermionic triode gun equipped with the EIMAC Y824 cathode-grid assembly<sup>[1]</sup>, been working at 80kV high voltage with 2.5ns pulse width, and the beam current is about 5A. In order to increase

the injection efficiency of the positron for the BEPC II, a new electron gun that can emit higher current is developed, and also the technique of two pulse generation<sup>[2]</sup> is adopted. Table 1 lists the main specifications of the new electron gun for the BEPC II.

Table 1. Main specifications of the electron gun for the BEPC II<sup>[3]</sup>.

parameter	unit	
type		thermionic triode gun
cathode		Y796 (EIMAC) dispenser
beam current (max.)	A	> 10
high voltage of anode	kV	150 ~ 200
bias voltage of grid	V	0 ~ -400
operation mode 1		1ns single bunch
operation mode 2		1ns two bunches
operation mode 3		2.5 $\mu$ s single bunch
repetition rate	Hz	12.5, 25, 50

## 2 Experiments on test bench

After physical analysis, computer simulation, mechanical design and fabrication, the new electron gun is tested on the test bench. New pulsed power supply which can provide 200kV high voltage is used.

One Faraday cup is mounted after the anode of the electron gun, and a TEK 3054B oscilloscope is directly connected to it. 10A electron beam was successfully obtained when we applied 150kV high voltage. The flat top width of the pulsed power supply output is about 3 $\mu$ s, as shown in Fig. 1.

Received 11 October 2005, Revised 22 December 2005

<sup>\*</sup>Supported by the BEPC II Project

1) E-mail: gump@mail.ihep.ac.cn

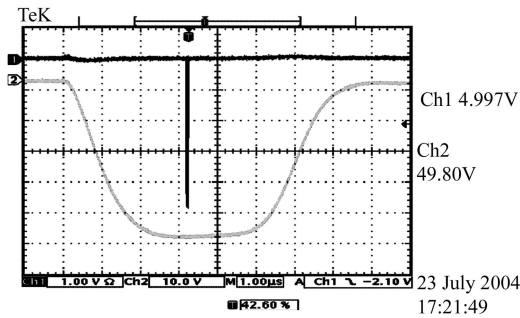


Fig. 1. HV pulse monitor signal (channel 2) and beam signal (channel 1).

Typical gun characteristics are shown in Fig. 2, which shows the gun current as a function of gun high voltage under different heater power; and in Fig. 3, which shows the gun current as a function of grid bias voltage. In Fig. 2, grid bias voltage is set to a fixed value,  $-100\text{V}$ ; and the pulser output is also fixed, about  $460\text{V}$ . In Fig. 3, filament power is fixed to about  $30\text{W}$ , and the anode high voltage relative to cathode is  $150\text{kV}$ .

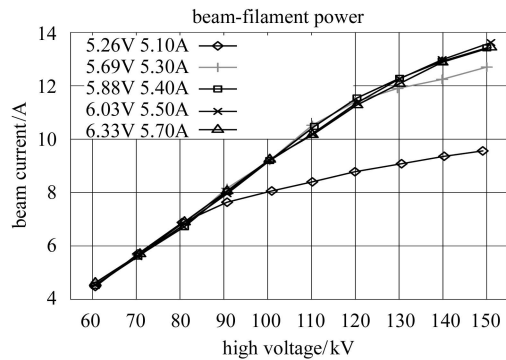


Fig. 2. Beam current as a function of high voltage under different heater powers.

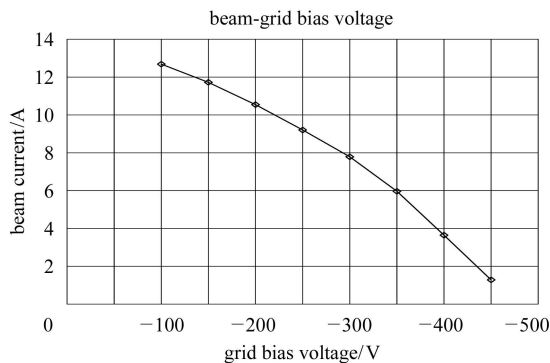


Fig. 3. Beam current as a function of grid bias voltage.

The two bunch generation is also tested. Two  $10\text{A}$ ,  $1.5\text{ns}$  beam pulses are successfully obtained (shown in Fig. 4). The time interval between these

two pulses is  $56\text{ns}$  and can be adjusted with the step of a few ps, which can meet the requirement of two bunch injection for the future BEPC II operation.

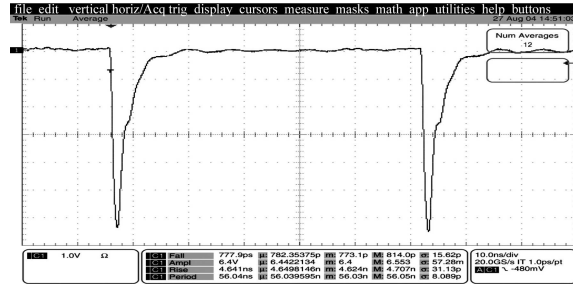


Fig. 4. Two bunches with  $56\text{ns}$  spacing obtained at the test bench.

### 3 Operation status

The new electron gun system for the BEPC II is installed into the linac tunnel in October, 2004. After some tests and adjustment, it has been put into practical operation since last Nov.

Fig. 5 is the monitored pulse signal applied on cathode, which is attenuated about  $40\text{dB}$  and then measured by a TEK 7154B oscilloscope. Because the lack of fast OE/EO modules, the pulse signal is measured without high voltage applied. The pulse amplitude on the oscilloscope is about  $4.6\text{V}$ , so the real amplitude is about  $460\text{V}$ . The pulse width at half amplitude is about  $950\text{ps}$  and the width at  $100\text{V}$  is about  $1.5\text{ns}$ . Because the bias voltage is set to about  $100\text{V}$ , the beam length from the gun is believed to be about  $1.5\text{ns}$ , which is longer than the expected  $1\text{ns}$ , and needs to be shortened by other means in the future.

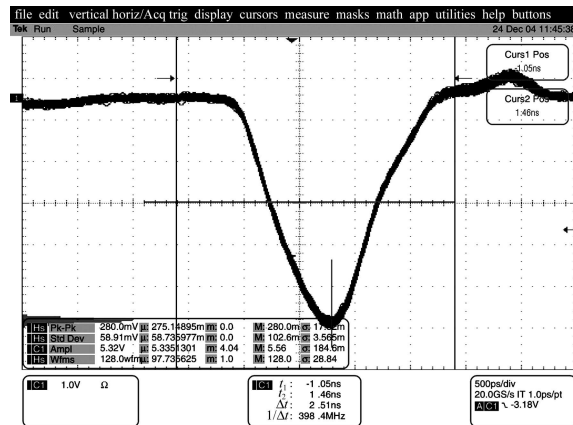


Fig. 5. Monitored pulse signal applied on cathode in the linac tunnel.



of lenses, the captured brightness data has obvious flat top, which will cause the “measured” beam size larger than practical value.

Then we turn to measure the beam emittance before positron target, where the beam energy is about 182MeV and the beam intensity 5.5A. The aperture of the camera is tuned to be small enough and some intensity attenuation lenses are added, then we finally get the peak value of Gaussian distribution on the beam spot image. The measured emittance is 0.74mm-mrad. Assuming that the normalized emittance will keep constant between  $A_0$  and positron target, we can deduce that the beam emittance at  $A_0$  exit is about 3.2mm-mrad at 42MeV, which is 1.3 times of the predicted value.

The beam emittance at the exit of linac is also measured. The preliminary result is about 0.14mm-mrad at 1.3GeV and 500mA. Then we can deduce that the beam emittance will be 0.10mm-mrad

at 1.89GeV. This elementary measurement result shows that the emittance of linac beam is satisfactory for the design.

## 4 Summary

The new electron gun system for the BEPC II is now operated under 150kV high voltage with repetition rate of 25Hz. The beam current is about 11A at the gun exit. Now the beam pulse length is about 1.5ns, which is a little large for our future system, because our linac is lack of sub-harmonic bunchers and the ring frequency will be 500MHz in the future. This problem is expected to be solved in the next year by means of adding one sub-harmonic buncher. At this moment, this gun has been operated for more than half a year, which shows that the design, manufacture and operation of the new electron system are basically successful.

## References

- 1 Eimac Technical Data 8755, Varian EIMAC Division, 301 Industrial Way, San Carlos, California 94070
- 2 Ohsawa S et al. Pre-Injector of the PF 2.5-GeV Linac for the KEKB and its Performance. Proceeding of the International Workshop on  $e^+e^-$  Sources and Pre-Accelerators for Linear Colliders. 1994. 465—479
- 3 PEI Guo-Xi et al. Overview of BEPC II Linac Upgrade. Preliminary Design Report of BEPC II-Linac: IHEP-BEPC II-SB-03. 2002
- 4 WANG Shu-Hong et al. HEP & NP, 2002, **26**: 1184 (in Chinese)  
(王书鸿等. 高能物理与核物理, 2002, **26**: 1184)

# BEPC II 电子枪系统测试与运行\*

刘波 顾孟平<sup>1)</sup> 王书鸿 池云龙 杨兴旺 田双敏 刘渭滨 叶强

(中国科学院高能物理研究所 北京 100049)

**摘要** 2004年7月BEPC II 新电子枪系统在测试台进行了测试, 同年11月投入BEPC II 直线加速器运行. 描述了新电子枪系统的测试与运行状态. 电子枪设计电流10A, 脉宽1ns, 重复频率50Hz, 脉冲高压200kV, 提供单脉冲和双脉冲运行模式. 通过实验获取了一些重要的关系曲线, 同时进行了初步的双脉冲测试. 流强及发射度测量等测试结果表明设计阶段的计算机模拟数据与实际情况基本相符. 从电子枪实际运行状况来看, 其设计与制造是成功的.

**关键词** 电子枪 测试 运行 模拟

2005 - 10 - 11 收稿, 2005 - 12 - 22 收修改稿

\*BEPC II 工程资助项目

1) E-mail: gump@mail.ihep.ac.cn